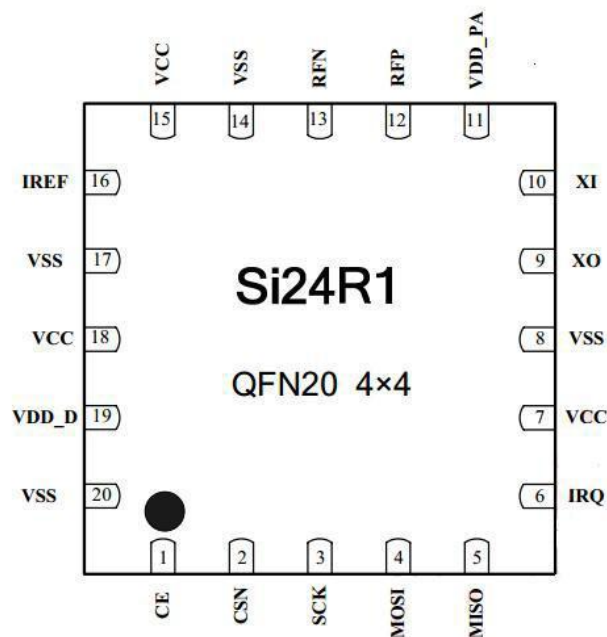


Overview


TC24Q1-D is a 5 mW power wireless transceiver integrated 2.4G module, embedded Si24R1 RF chip; DIP-8 packages that can be quickly docked to existing products ;-altitude medium rate (up to 2 Mbps), using SPI interface, high stability, high performance-price ratio. TC24Q1-D suitable for a variety of Internet of things occasions, widely used in wireless mouse, wireless remote control, somatosensory devices, activeRFID,NFC, low-power ad hoc wireless sensor nodes are Internet of things applications Ideal product.

Appearance dimensions

Chip image



TC24Q1-D Module image

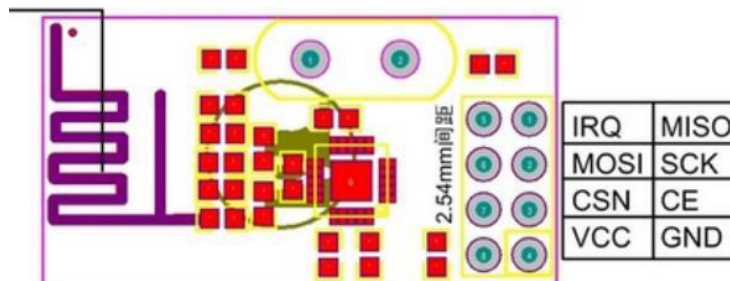


No.	Parameter	Name	Parameters Note
01	RF chip	Si24R1	China chip
02	module size	28.6*15.3 unit:mm	±0.2mm
03	Modulation mode	GFSK/FSK modulation mode	Gaussian frequency shift keying
04	Package	DIP-8	
05	Interface	Adopt four-wire SPI interface	SPI port Maximum rate not greater than 10 M
06	Transmission power	Maximum is 7 dBm	Others refer to chip datasheet
07	RSSI support	Support	Signal received strength detection
08	Operating frequency	2.4GHz ~ 2.525GHz	Adjustable, 1MHz
09	Voltage range	1.9 ~ 3.6V, typical value 3.3	Excessive voltage would damage the module
10	Data rate	support 2Mbps/1Mbps/250Kbps	More details refer to chip datasheet
11	Channel	126 RF Channel	Each channel is separated 1MHz
12	Test range	100m	Sunny, no barrier, maximum transmit power
13	Receiving sensitivity	-94dBm@250Kbps	other details refer to chip datasheet
14	Antenna interface	On-board pcb antenna	
15	Emission length	Single packet 1~32 byte	3class FIFO
16	Received length	Single packet 1~32 byte	3class FIFO
17	Operating temperature	-20 ~ + 70℃	excessive temperature would damage the module
18	Storage temperature	-40 ~ +125℃	excessive temperature would damage the module
19	Turn-off current	0.7μA	other details in the chip manual
20	Standby current	15μA	other details are chip manual
21	Receive current	15 mA (2Mbps)	for other details see Chip Manual
22	Emission current	25 mA (7 dBm)	for other details see the chip manual

Pin definition

Name	Direction	Purpose
VCC	-	power supply must be between 1.9~3.6 V
GND	-	ground wire, connected to power reference ground
CSN	input	module chip select pin for starting a SPI communication
CE	input	module enables control foot, CE low level is in standby mode
MOSI	input	module SPI data input pin
SCK	input	module SPI bus clock
IRQ	output	module interrupt signal output, low level effective
MISO	output	module SPI data output pin

Pin definition image

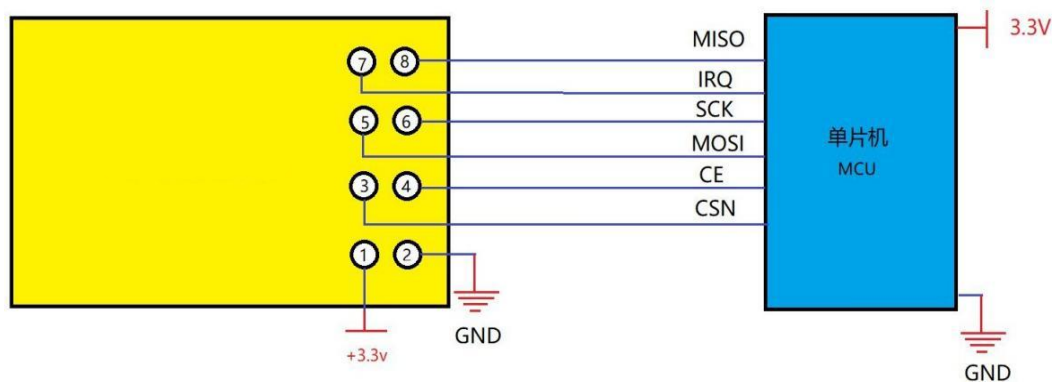


Noted

01. Electrostatic----- high frequency analog devices are electrostatic sensitive, please avoid contact with electronic components on the module as far as possible
02. Power-----supply to ensure that the power supply must have a small ripple, to avoid a large run out of the power supply voltage value, it is recommended to use π type. Filter (Ceramic Capacitor/Tam Capacitor Inductor)
03. Ground wire-----module ground wire using single point grounding mode, recommended to use 0 oh resistance, or 0 mH inductance, other parts of the electricity refer separated
04. Antenna-----If the antenna is covered by a metal shell, some components will affect the performance of the antenna, such as relays. Make sure the antenna is exposed, preferably vertically up
05. Interference-----If there are other wireless modules in the same product, it is necessary to plan the frequency reasonably and adopt shielding measures,
06. Crystal oscillator----- Reduce the effect of harmonic interference and intermodulation interference. If

there is a crystal oscillator near the circuit board of the module, please increase the straight line distance between the crystal oscillator and the module.

Typical circuit



schematic diagram of the connection between MCU and TC24Q1-D

Contact us

SHENZHEN CITY CLOUD THINK TECHNOLOGY CO.,LTD.

Add: Room 512, Building 6, Shenzhen Bay Science and Technology Ecological Park, Shahe West Road, Yuehai Street, Nanshan District, Shenzhen

Tel: 0755-82519954

Fax: 0755-82519954

Website: www.yxkjzh.com

Email: huangzp@yxkjzh.com

Postcode: 518031

All rights reserved: SHENZHEN CITY CLOUD THINK TECHNOLOGY CO.,LTD.
SHENZHEN CITY CLOUD THINK TECHNOLOGY CO.,LTD.. (Hereinafter referred to as "CLOUD THINK") We reserve the right to change, correct, enhance, modify the CLOUD THINK Products and/or this document at any time without prior notice. Without the written permission of the Company, no unit or individual may extract, copy or disseminate the contents of this document in any form. This document may be updated from time to time due to product version upgrade or other reasons. CLOUD THINK products are not recommended for use in life-related equipment and systems, and CLOUD THINK is not responsible for any loss caused by equipment or system failure during the use of this device.